



Mazda 6

zoom-zoom

We explore cities and winding country roads.

Corners hugged and throttles revved.

Windows down, radio loud, no particular place to go

Always forward, defying the wind

I am the embodiment of Jinba Ittai.

You, the heart behind the wheel.

We were always meant to connect,

Like horse and rider, car and driver as one.

Together, we are stronger.

We have a bond that words alone cannot describe.

We never drive alone.

We drive together.





AWAKEN THE DRIVER IN YOU

When you drive a Mazda, you never drive alone. We took our passion for cars to the next level by creating vehicles that feel one with the driver. This feeling of togetherness we call Jinba Ittai comes to life in the Mazda6 like never before. The unique human-centric approach blends spectacular design with superior craftsmanship and next-generation SKYACTIV TECHNOLOGY to deliver a memorable driving experience every time you get behind the wheel. It's the Mazda way.





D E S I G N

G R A B T H E W H E E L

Mazda6 stands for much more than driving. It's about expressing yourself by making a statement of confident elegance wherever you go. Inspired by the awarded KODO - Soul of Motion design, its stunning exquisite yet athletic expression reflects the strength and streamlined beauty. Muscular shoulders and gracefully stretched lines convey its strong character. Mazda's high-quality painting technology, TAKUMI-NURI, enables an exceptional texture and gives the impression of a hand-painted concept car - "Takumi" stands for craftsmen. Like a true masterpiece, the Mazda6 shines in every detail.





A TRUE DRIVING EXPERIENCE

Mazda6 offers drivers a unique, stylish and spirited performance. Designed around the driver to offer exceptional levels of comfort and control, the spacious Mazda6 interior welcomes driver and passengers with superior levels of craftsmanship, elegance and quality in every detail. Stylish elements like the modern steering wheel design deliver the ultimate driving experience.

* Option on Executive SE 2.2D 150ps manual saloon and standard on Platinum



LED HEADLIGHTS*



19" ALLOY WHEELS (PLATINUM)



LED REAR LIGHTS*



BOSE® SPEAKERS (PLATINUM)

FRONT & REAR PARKING SENSORS (FROM EXECUTIVE SE)



T E C H N O L O G Y

BE IN CHARGE

Experience the ingenious combination of information, connectivity and entertainment in Mazda6. The carefully selected array of features provides a premium, ergonomic and driver-focused experience - making every journey as interactive as possible. The advanced infotainment and connectivity system called MZD Connect delivers easy control for a range of features and applications from the car's system or from your smartphone via Bluetooth® connection. Access thousands of internet radio stations from around the world. Enjoy listening to your favourite radio stations via DAB radio or stream your choice of music from your smartphone, all safely and easily controlled using the 7" colour touch-screen display and the intuitive Multimedia Commander.

*With compatible mobile device. Data usage and costs will vary. For further information please refer to the Interior Features specification table.



INTEGRATED SATELLITE NAVIGATION SYSTEM (OPTIONAL EXTRA)

Plan your journey quickly and easily with the integrated satellite navigation system.



FRONT AND REAR PARKING SENSORS (FROM EXECUTIVE SE)

Helping to make getting in and out of parking spaces easier



ACTIVE DRIVING DISPLAY (PLATINUM)

Provides essential vehicle information at eye-level in full colour, allowing you to focus on the road ahead.



ELECTRONIC PARKING BRAKE

Automatically releases, allowing you the convenience of driving away instantly.

S K Y A C T I V T E C H N O L O G Y


A car with strong character needs a strong heart. Mazda's ground-breaking SKYACTIV Technology has redefined efficiency, power and performance. Available in Mazda6, the SKYACTIV-D 2.2l has the world's lowest diesel-engine compression ratio. Higher torque, clean emissions and improved fuel economy greatly contribute to Mazda's fun to drive feeling, delivering a unique driving experience that will delight even the most demanding of drivers. Steering and handling performance are also enhanced by the new engine control feature called G-Vectoring Control. Combined with the i-ACTIVESENSE safety system, the Mazda6 awarded range of SKYACTIV technologies deliver high levels of comfort, confidence and safety anywhere you go.




SKYACTIV BODY AND CHASSIS Improved lightweight chassis and body for greater ride comfort and security.



NEW BENCHMARKS FOR PERFORMANCE



MORE POWER TO YOUR WHEELS



G-VECTURING CONTROL



WHEN BODY MEETS SOUL




IT'S ALL ABOUT THE DRIVER

We believe when oneness is achieved, driving becomes fun. Thanks to the Mazda6 awarded design and superior advanced technologies built around the driver, Jinba Ittai comes to life through the feeling of perfect harmony between car and driver. Enjoying the best of what Mazda6 has to offer is easier than ever with an array of intelligently designed technologies providing generous levels of safety and comfort. The i-ACTIVESENSE system operates across the entirety of Mazda6. It enhances predictability, increases the level of control and maximises the range of conditions where the driver feels completely safe, driving with complete peace of mind with intuitive, effortless interaction with the car.


A D V A N C E D S A F E T Y T E C H N O L O G Y

We take our passion for driving seriously and therefore Mazda always aims to allow drivers to enjoy driving with confidence in any environment. By developing the i-ACTIVSENSE technologies, we enhanced detecting and avoiding danger to the highest level possible. With extra reaction time and increased awareness of the surroundings, you can confidently enjoy driving anywhere you go. Combined with the rigid body, each technology of the i-ACTIVSENSE system ensures you remain safe, without reducing comfort or the harmonious relationship between car and driver.



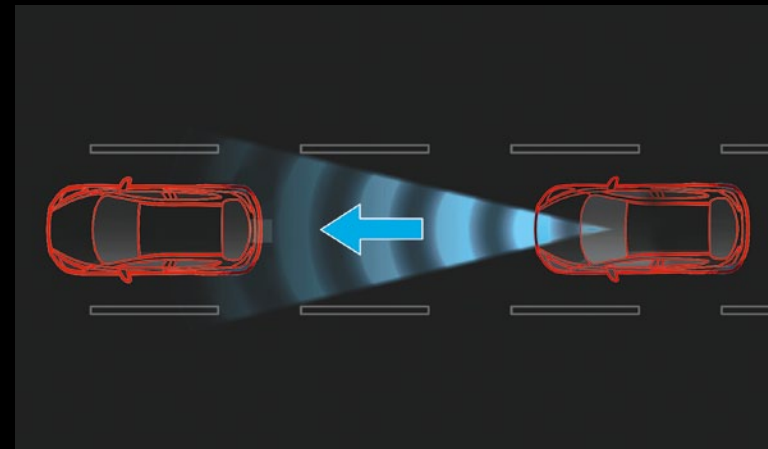
ADVANCED BLIND SPOT MONITORING*

Warns you of a vehicle entering a detection zone situated up to 50 meters behind, by activating a door-mirror mounted warning light on the relevant side of the vehicle. If you then indicate prior to turning in that direction, the warning light flashes and an audible alert sounds. This system can prevent drivers from moving into the path of a following vehicle.



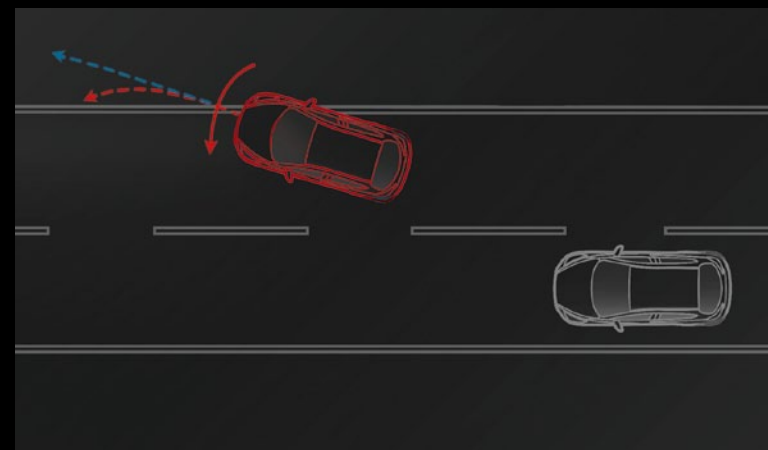
ADAPTIVE LED HEADLIGHTS*

Adaptive LED Headlights use an array of powerful LEDs which greatly improves night-time visibility by adapting the car's lighting to match the road and traffic conditions. The system controls illumination which could increase your ability to react to any potential obstacles.



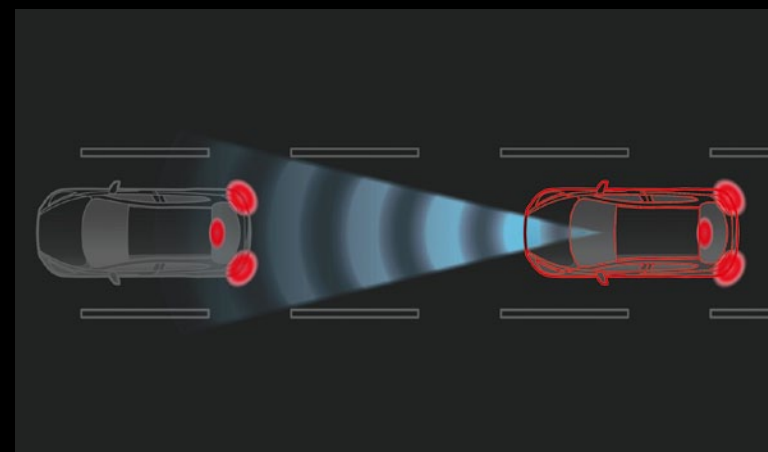
MAZDA RADAR CRUISE CONTROL*

Mazda Radar Cruise Control (MRCC) uses a millimetre wave radar to judge the relative speed and distance to the car ahead and automatically controls vehicle speed, thus relieving some of the burden on long drives and motorways.



LANE-KEEP ASSIST SYSTEM*

Lane-keep Assist is designed to prevent your vehicle from inadvertently straying from its lane. A front-view camera monitors the road ahead and calculates the car's position relative to the lane markings. If the system detects the vehicle is moving out of its lane unintentionally, the steering wheel will vibrate and an audible alert will sound, the system will also take corrective action to help you stay within the lanes through assisted steering.



ADVANCED SMART CITY BRAKE SUPPORT (FROM EXECUTIVE SE)

Smart City Brake Support System monitors the distance to the vehicle ahead, at running speeds up to 80 km/h. If the system recognises a risk of collision, the system applies the brakes automatically, minimising damage resulting from an impact.

*Available as part of an option pack on Platinum saloon 175ps



C H O I C E S

E X E C U T I V E

STANDARD FEATURES:

- 17" Alloy wheels
 - Halogen headlights and daytime running lights
 - Front halogen fog lights
 - Body colour door mirrors and door handles
 - Steering wheel mounted controls
 - Welcome illumination
 - Bluetooth®
 - Power operated heated door mirrors
 - 7" colour touchscreen display with multimedia commander
 - Driver and passenger front, side and curtain airbags
 - Tyre pressure monitoring system
 - Cruise control with adjustable speed limiter
 - Leather-trimmed steering wheel and gear knob
 - Telescopic steering wheel
 - Passenger seat height adjustment - manual
 - Manual lumbar support for driver seat
 - Power starter button and keyless entry
 - Rear Seat 60:40 Folding
 - Power windows front and rear
 - Alarm and immobiliser
- Trip Computer
 - G-Vectoring Control System
 - DAB radio with CD / MP3 player, AUX, USB connections and four speakers
 - Electronic Parking Brake
 - Manual air conditioning
 - Tyre repair kit
 - Coming home / leaving home lights
 - Traction Control System (TCS)
 - Hill Hold Assist

OPTIONAL:

- Integrated satellite navigation system

For further information and images please visit our car configurator on www.mazda.ie

E X E C U T I V E S E

STANDARD FEATURES IN ADDITION TO EXECUTIVE:

- Automatic halogen headlights
- Rear privacy glass
- Auto folding heated door mirrors with side indicator
- DAB radio with CD / MP3 player, AUX, USB connection, Bluetooth® and six speakers
- Auto-dimming rear view mirror
- Automatic air conditioning
- Rain sensing wipers
- Smart City Brake Support
- Front and rear parking distance parking sensors
- Roof rails (tourer only)

OPTIONAL:

- Integrated satellite navigation
- LED Light Pack (available on 2.2D 6MT 150ps saloon)

For further information and images please visit our car configurator on www.mazda.ie

P L A T I N U M

STANDARD FEATURES IN ADDITION TO EXECUTIVE SE:

- 19” alloy wheels
- LED fog lights with high glass surround
- Automatic LED headlights with Adaptive Front Lighting System
- LED daytime running lights
- DAB radio with CD / MP3 player, AUX, USB connection, Bluetooth® & eleven BOSE® speakers
- Smart keyless entry
- Rear parking camera
- Heated front seats
- Steering wheel heater
- Rear parking camera
- Active Driving Display
- Black leather seats
- Power front seats with driver position memory

OPTIONAL SAFETY AND CRUISE PACK FOR 175PS SALOON:

- Driver Attention Alert
- Smart City Brake Support Reverse (SCBSR)
- Blind Spot Monitoring
- Mazda Radar Cruise Control
- Smart Brake Support
- Lane-keep Assist
- Adaptive LED Headlights

OPTIONAL:

- Stone leather interior
- Integrated satellite navigation with Traffic Sign Recognition (TSR)



A C C E S S O R I E S



FRONT AIRDAM SKIRT



REAR UNDER SKIRT



REAR BUMPER STEP PLATE



ALLOY PEDALS



LED INTERIOR LIGHTING KIT



ALCANTARA® INTERIOR ITEMS



ILLUMINATED SCUFF PLATES

A C C E S S O R I E S



DETACHABLE TOW BAR



VARIOUS TRANSPORT SOLUTIONS



MUD FLAPS




TRUNK LINER



ROOF BOXES



FLOOR MATS



PROTECTION FOILS

SPECIFICATIONS

Model Availability		SKYACTIV-G	SKYACTIV-D	SKYACTIV-D	SKYACTIV-D
		Petrol 2.0 L (145 PS) Manual	Diesel 2.2 L (150 PS) Manual	Diesel 2.2 L (150 PS) Automatic	Diesel 2.2 L (175 PS) Automatic
Saloon:	Executive	●	●	–	–
	Executive SE	–	●	●	–
	Platinum	–	●	–	●
Tourer:	Executive	–	●	–	–
	Executive SE	–	●	●	–
	Platinum	–	●	–	–

Engine Type					
Displacement (cc)		1,998	2,191	2,191	2,191
Bore x stroke (mm)		83.5 x 91.2	86.0 x 94.3	86.0 x 94.3	86.0 x 94.3
Valves per cylinder		4	4	4	4
Maximum output [kW (PS) / rpm]		107 (145) / 6,000	110 (150) / 4,500		129 (175) / 4,500
Maximum torque (Nm / rpm)		210 / 4,000	380 / 1,800-2,600		420 / 2,000
Compression ratio		14.0 : 1	14.0 : 1	14.0 : 1	14.0 : 1

Steering		Electronic Power Assist System (EPAS) rack and pinion			
Steering gear					
Minimum turning circle (wall-to-wall) (m)		12.0 / 11.8*	12.0 / 11.8*	12.0 / 11.8*	12.0 / 11.8*

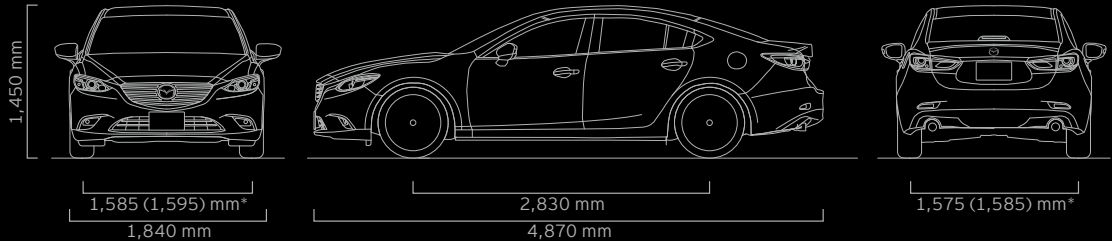
Performance and Economy					
Saloon					
Acceleration (0-100km/h in sec)		9.5	9.1	9.8	8.4
Top speed (km/h)		208	210	204	216
Fuel consumption ¹⁾ (l/100 km)	Urban	7.1	4.8	6.0	6.0
	Extra Urban	4.6	3.7	4.2	4.2
	Combined	5.5	4.1	4.8	4.8
CO ₂ emissions ¹⁾ (g/km)		129	107	127	127
EC emission level		EC Stage VI	EC Stage VI	EC Stage VI	EC Stage VI
Recommended fuel		Unleaded 95 RON	Diesel	Diesel	Diesel
Fuel tank capacity (litres)		62	62	62	62

Tourer:					
Acceleration (0-100 km/h in sec)		–	9.3 ²⁾ / 9.2 ³⁾	10.0	–
Top speed (km/h)		–	210	202	–
Fuel consumption ¹⁾ (l/100 km)	Urban	–	5.0 ²⁾ / 5.5 ³⁾	6.1	–
	Extra Urban	–	3.8 ²⁾ / 3.8 ³⁾	4.2	–
	Combined	–	4.2 ²⁾ / 4.4 ³⁾	4.9	–
CO ₂ emissions ¹⁾ (g/km)		–	110 ²⁾ / 116 ³⁾	129	–
EC emission level		–	EC Stage VI	EC Stage VI	–
Recommended fuel		–	Diesel	Diesel	–
Fuel tank capacity (litres)		–	62	62	–

*Tourer.
¹⁾Fuel consumption and CO₂ emissions values according to 2016/646/EC. Important note: fuel consumption and CO₂ emissions data shown is provisional information only. ²⁾Executive & Executive SE Tourer. ³⁾Platinum Tourer.

Dimensions and Weights		SKYACTIV-G	SKYACTIV-D	SKYACTIV-D	SKYACTIV-D
Saloon		Petrol 2.0 L (145 PS) Manual	Diesel 2.2 L (150 PS) Manual	Diesel 2.2 L (150 PS) Automatic	Diesel 2.2 L (175 PS) Automatic
Overall length / width / height (mm)		4,870 1,840 1,450			
Ground clearance (mm) between the axles - unladen		165	165	165	165
Front track / rear track (mm):	With 17" tyres	1,585 / 1,575	1,585 / 1,575	1,585 / 1,575	1,585 / 1,575
	With 19" tyres	1,595 / 1,585	1,595 / 1,585	1,595 / 1,585	1,595 / 1,585
Wheelbase (mm)		2,830	2,830	2,830	2,830
Front headroom / leg room / shoulder room (mm)		975 / 1073 / 1450			
Rear headroom / leg room / shoulder room (mm)		942 / 984 / 1410			
Cargo volume, acc. to VDA (L):		5-seat mode (to belt line)	474 ¹⁾	474 ¹⁾	474 ¹⁾
Kerb weight (kg) incl. driver (75 kg) (min):	Without I-ELOOP	1,375	–	–	–
	With I-ELOOP	–	1,480	1,500	1,500
Permitted gross vehicle weight (kg):	Total	1,935	2,055	2,070	2,070
	Front / rear	980 / 955	1,090 / 965	1,115 / 955	1,120 / 950
Permitted axle load (kg):	Front / rear	1,015 / 1,020	1,125 / 1,030	1,150 / 1,020	1,155 / 1,015
Towing limit (kg):	Braked (8% gradient)	1,500	1,800	1,800	1,800
	Braked (12 % gradient)	1,300	1,600	1,600	1,600
Maximum roof load (kg)		100	100	100	100

¹⁾Overall height with roof rails is 1,480 mm. ²⁾Excluding sub trunk. 480 L including sub trunk on Saloon and 552 L on Tourer.

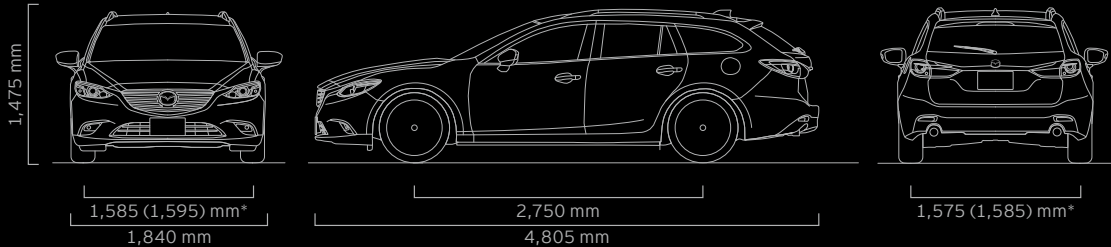


*Depending on tyre width.

SPECIFICATIONS

Dimensions and Weights		SKYACTIV-G	SKYACTIV-D	SKYACTIV-D	SKYACTIV-D
Tourer		Petrol 2.0 L (145 PS) Manual	Diesel 2.2 L (150 PS) Manual	Diesel 2.2 L (150 PS) Automatic	Diesel 2.2 L (175 PS) Automatic
Overall length / width / height (mm)		–	4,805 / 1,840 / 1,475 ¹⁾		–
Ground clearance (mm) between the axles - unladen		–	165	165	–
Front track / rear track (mm):	With 17" tyres	–	1,585 /1,575	1,585 / 1,575	–
	With 19" tyres	–	1,595 /1,585	1,595 / 1,585	–
Wheelbase (mm)		–	2,750	2,750	–
Front headroom / leg room / shoulder room (mm)		–	975 / 1,073 / 1,450		–
Rear headroom / leg room / shoulder room (mm)		–	971 / 955 / 1,408		–
Cargo volume, acc. to VDA (L):	5-seat mode (to belt line)	–	506 ²⁾	506 ²⁾	–
	2-seat mode	–	1,648	1,648	–
Kerb weight (kg) incl. driver (75 kg) (min):		–	1,495	1,500	–
Permitted gross vehicle weight (kg):	Total	–	2,090	2,110	–
	Front / rear	–	1,080 / 1,010	1,100 / 1,010	–
Permitted axle load (kg):		–	1,105 / 1,085	1,125 / 1,085	–
Towing limit (kg):	Braked (8% gradient)	–	1,800	1,800	–
	Braked (12% gradient)	–	1,600	1,600	–
Maximum roof load (kg)		–	100	100	–

¹⁾Overall height with roof rails is 1,480 mm. ²⁾Excluding sub trunk. 480 L including sub trunk on Saloon and 552 L on Tourer.



*Depending on tyre width.

Safety and Security	Executive	Executive SE	Platinum
SKYACTIV-BODY engineered 'triple H' body structure to help protect occupants from impact forces	●	●	●
Anti-lock Braking System (ABS) with Electronic Brake-force Distribution (EBD) and Emergency Brake Assist (EBA)	●	●	●
Dynamic Stability Control (DSC) with Traction Control System (TCS)	●	●	●
Smart City Brake Support (SCBS):	Front only	–	●
Rear Smart City Brake Support (Rr SCBS) ¹⁾	–	–	□
Blind Spot Monitoring with Rear Cross Traffic Alert (BSM w/RCTA) ¹⁾	–	–	□
Lane-keep Assist System (LAS) with Driver Attention Alert (DAA) ¹⁾	–	–	□
Adaptive LED headlights (ALH) ¹⁾	–	–	□
Tyre pressure monitoring system	●	●	●
Front airbags:	Driver and passenger	●	●
Front side airbags	●	●	●
Front and rear curtain airbags	●	●	●
Passenger airbag cut-off switch	●	●	●
Seatbelt reminder audible warning:	Driver, passenger and rear seats	●	●
Seatbelts:	Front, 3-point (ELR) x 2 with pre-tensioners	●	●
	Rear, 3-point lap / sash (ELR) x 3	●	●
ISOFIX child seat anchorage	●	●	●
G-Vectoring Control System	●	●	●
Baby and child seats	○A	○A	○A
Immobiliser system	●	●	●
Burglar alarm	●	●	●

Exterior				
Tyres and wheels:	225 / 55 R17 with 17" alloy wheels	●	●	–
	225 / 45 R19 with 19" alloy wheels	–	–	●
Mudflaps:	Front and rear in material colour (black)	○A	○A	○A
Temporary tyre repair kit		●	●	●
Metallic / Mica paint		○	○	○
Bumpers, front and rear:	Front and rear bumper for Halogen lights - Body coloured	●	●	–
	Front and rear bumper for LED lights - Body coloured	–	□ ²⁾	●
	Rear bumper step foil	○A	○A	○A
Rear roof spoiler:	Primer coated (only available for Tourer)	○A	○A	○A
Rear spoiler lip type:	Primer coated (only available for Saloon)	○A	○A	○A
Door handles:	Body colour	●	●	●
Exhaust:	Dual exhaust system	●	●	●
Privacy glass:	From B-pillar side and rear	–	●	●
Wipers:	Front, adjustable speed with intermittent wipe and electric wash	●	–	–
	Front, automatic with rain sensor (attached to light sensor)	–	●	●
	Rear with intermittent function (Tourer)	●	●	●
Coming Home / Leaving Home Lights		●	●	●
Headlights:	Halogen, daytime running lights, headlight level control	●	●	–
	LED daytime running lights,	–	□ ²⁾	●
	LED Headlights	–	□ ²⁾	●
	Adaptive Front Lighting System (AFS)	–	□ ²⁾	●
	Automatic light sensor	–	●	●
	Manual	●	●	–
	Automatic	–	□ ²⁾	●

● = Standard; ○ = Option at extra cost; ○A = Optional accessory at extra cost; □ = Part of an Option Pack available an at an extra cost. ¹⁾ Part of an option pack on 175ps AT Saloon Diesel model in combination with optional Cruise Pack at an additional cost.
²⁾ Part of LED Light Option Pack available for Mazda6 2.2D 150ps Executive SE 6MT Saloon at an extra cost.

SPECIFICATIONS

Exterior		Executive	Executive SE	Platinum
Front fog lights:	Halogen	●	●	–
	LED	–	□ ²⁾	●
Rear fog light		●	●	●
Parking distance sensor:	Front and rear	○A	●	●
Rear camera		–	–	●
Shark fin antenna:	Only available for Tourer	●	●	●
Door mirrors:	Body colour, heated, side turn indicators	●	–	–
	Body colour, heated, auto power fold, side indicators	–	●	●
Roof rails (silver):	Only available with Tourer	–	●	●
Roof carrier system:	Only available with Saloon	○A	○A	○A
Cross bar carrier:	Only available with Tourer in combination with roof rails	–	○A	○A
Roof moulding:	Fixation cap needed for Saloon carrier installation	○A	○A	○A
Tow bar:	Detachable	○A	○A	○A
	Tow bar harness (available in 7-pin and 13-pin)	○A	○A	○A

Comfort and Convenience				
Power door locks and superlock		●	●	●
Remote keyless entry system		●	●	–
Smart keyless entry system		–	–	●
Power steering:	Electric	●	●	●
Cruise control		●	●	●
Mazda Radar Cruise Control (MRCC)		–	–	□ ¹⁾
Power windows:	Front and rear, with one-touch auto down on each window	●	●	●
Air conditioning:	Manual	●	–	–
	Dual-zone automatic	–	●	●
Floor mats:	Carpet floor mats 'Standard', black	○A	○A	○A
	Carpet floor mats 'Luxury', black	○A	○A	○A
	Rubber mat	○A	○A	○A
Sun visors:	Driver and front passenger's, with mirror and ticket holder	●	–	–
	Driver and front passenger's, with mirror, ticket holder and illumination	–	●	●

● = Standard; ○ = Option at extra cost; ○A = Optional accessory at extra cost; □ = Part of an Option Pack at an extra cost. ¹⁾Part of an option pack on 175ps Saloon Platinum model in combination with optional Safety Pack at an additional cost.
²⁾Part of an Option Pack available for Mazda6 2.20 150ps Executive SE Saloon at an extra cost.

Interior Features		Executive	Executive SE	Platinum
Seats and integral head restraint:	Driver's seat, lumbar adjustment	●	●	–
	Driver and passenger's dial reclining	●	●	–
	Driver and passenger's heated seats	–	–	●
	Driver's, leather memory seat with power lumbar adjustment and power tilt / lift adjustment	–	–	●
	Driver and passenger's power slide / reclining adjustment with heated seats	–	–	●
	Driver and passenger's height-adjustable head restraints	●	●	●
	Cloth trim	●	●	–
	Leather trim - Black	–	–	●
Rear seats:	60 / 40 fold down	●	●	●
	Head restraints	●	●	●
	Centre armrest	●	●	●
	Rear air vents	–	●	●
Steering wheel:	Leather-wrapped	●	●	●
	Tilt and height adjustment	●	●	●
	Mounted audio controls	●	●	●
	Mounted Bluetooth® controls	●	●	●
	Mounted Cruise Control	●	●	●
	Heated steering wheel	–	–	●
Shift knob:	Leather-wrapped	●	●	●
Door trim:	Cloth trim (standard with cloth seats)	●	●	–
	Vinyl trim (standard with leather seats)	–	–	●
Glovebox:	Illuminated	●	●	●
	Flocking	–	–	●
Scuff plates:	Front and rear illuminated with Mazda6 logo	○A	○A	○A
Electronic Parking Brake (EPB)		●	●	●
Multimedia Commander		●	●	●
Trip computer		●	●	●
Audio:	Radio / CD with DAB, with colour TFT screen, Multi Media Commander, 4 Speakers Bluetooth® hands-free	●	–	–
	Radio / CD with DAB, colour TFT screen, Multi Media Commander, 6 Bluetooth® hands-free	–	●	–
	Radio / CD with DAB colour TFT screen, Multi Media Commander, 11 Bluetooth® hands-free	–	–	●
	Auxiliary audio input jack (3.5 mm mini-stereo)	●	●	●
	2 x USB Ports	●	●	●
	Steering wheel-mounted remote audio controls	●	●	●
Integrated Bluetooth®:	Aha app and Stitcher app integration (Internet radio, Facebook, Twitter) ¹⁾	●	●	●
	Audio hands-free calling and easy access to phone contacts via touch screen or commander as well as auto creation of voice tags ¹⁾	●	●	●
	Audio transfer from compatible devices ¹⁾	●	●	●
Satellite navigation systems:		○A	○A	○A
WLAN Router		○A	○A	○A
Active Driving Display:	Linked to driver memory seat	–	–	●
Welcome illumination:	Foot room area driver's and passenger's side (LED)	○A	○A	○A
Luggage compartment:	Boot liner	○A	○A	○A
	Boot mat with rear bumper protection function	○A	○A	○A
	Boot compartment light	○A	○A	○A
Inner mirror:	Day / night	●	–	–
	Auto Day / Night	–	●	●

● = Standard; ○ = Option at extra cost; ○A = Optional accessory at extra cost.
Bose® and the Bose logo are registered trademarks of Bose Corporation in the US and other countries. Used with permission.
The Bluetooth® word mark and logos are owned by the Bluetooth SIG, Inc. and any use of such marks by Mazda Motor Company is under licence. Other trademarks and trade names are those of their respective owners.

The following two footnotes refer to mobile and audio device compatibility. Please ensure that your device is compatible with the functions of the Mazda6.
¹⁾Requires compatible Apple® or Android™ device. A-ha™ / Stitcher™ apps need to be downloaded to mobile device and app registration completed before connection. Data usage and costs will vary, please contact your network provider for more information. Data usage relies on a valid data signal being available. These functions may not operate in areas of low signal strength.
²⁾Connected services are available as a subscription service.

TRIMS



BLACK CLOTH (SE / SE NAV / SE-L NAV)



BLACK LEATHER (SPORT NAV)



STONE LEATHER OPTIONAL ON SPORT NAV

COLOURS




ARCTIC WHITE




SNOWFLAKE WHITE PEARL*



SONIC SILVER*



BLUE REFLEX*




DEEP CRYSTAL BLUE*



MACHINE GREY*



JET BLACK*



SOUL RED*

Feature	Exterior Colour								
	Arctic White Solid (A4D)	Machine Grey* (46G)	Deep Crystal Blue Mica* (42M)	Blue Reflex Mica* (42B)	Jet Black Mica* (41W)	Sonic Silver Metallic* (45P)	Snowflake White Pearlescent* (25D)	Soul Red Metallic* (41V)	Titanium Flash Mica* (42S)
Executive	●	○	○	○	○	○	○	○	○
Executive SE	●	○	○	○	○	○	○	○	○
Platinum	●	○	○	○	○	○	○	○	○

● = Available, ○ = Option available at an extra cost, * Extra cost

O U R C O M M I T M E N T T O Y O U A N D Y O U R M A Z D A

MY MAZDA APP

Download the My Mazda app. Designed exclusively for Mazda owners, it lets you access important vehicle information, as well as being able to locate your nearest Mazda dealer and track your vehicle service history.

SERVICE AND WARRANTIES

Just like the cars themselves, the services we offer are designed to provide you with a first-class ownership experience. Every new vehicle is covered by a **3-year warranty** for up to 100,000 km. Other available warranties for new vehicles include the Mazda **3-year paintwork warranty** and a **12-year warranty** against corrosion. Mazda Europe Service offers cover in the event you require breakdown assistance, or if your vehicle is stolen or involved in an accident. And as part of our **Mazda Service Promise**, we train all technicians in the fitting of high-quality parts, all of which come with a full Mazda warranty.

FINANCE

Mazda Finance offers a variety of finance packages to suit the needs of both private and business customers. With our wide choice of plans, nobody is more committed to delivering complete motoring confidence than Mazda and Mazda Finance.

WHAT YOU CAN EXPECT FROM MAZDA FINANCIAL SERVICES:

- Face-to-face service from trained, plain-talking people at your local Mazda Dealer
- Assistance in renewing your car. We'll help you choose the right finance package to enable you to renew your Mazda car as often as you would ideally like
- Fixed Interest Rates. The interest rate on your loan is fixed for the duration of your agreement
- Flexible terms tailored to your motoring needs. As specialists in Mazda vehicles we aim to tailor a finance package to both your budget and to your motoring / ownership needs
- A Personal Contract Plan (PCP) which is individually tailored to give you flexible finance options

Please ask your sales executive for a tailor-made finance quote for your new car.

Finance is provided by BMW Financial Services (Ireland) Ltd trading as Alphera Financial Services, Swift Square, Santry, Demesne, Dublin 9. BMW Financial Services (Ireland) Ltd trading as Alphera Financial Services is regulated by the Central Bank of Ireland.

OUR COMMITMENT TO YOU AND YOUR MAZDA

Mazda makes cars that excite, look beautiful, are fun to drive and make you want to drive them again. We are passionate about delivering complete motoring confidence and a first-rate ownership experience.

CUSTOMER EXPERIENCE

Start your journey with Mazda using the **Configurator** on the Mazda website. It lets you customise a digital vehicle, letting you choose from a selection of body colours, seat trims and engine designs. Discover the benefits of becoming part of the community that defies convention with **My Mazda** - the online home for all Mazda owners. The service lets you view and update your personal information using the **Mazda Digital Service Record (DSR)**, which provides security against counterfeit service documents and guarantees a secure, accurate and permanent service history for the life of the vehicle. You can also explore Facebook, Twitter and YouTube for even more Mazda related material. Whatever journey you take with Mazda, we'll make sure it's a unique and gratifying experience.

SKYACTIV TECHNOLOGY - HELPING YOU STAY EFFICIENT


Although we develop exciting cars that are fun to drive, we are equally committed to the environment and to the creation of a sustainable future for all. Our ongoing sustainability programmes are dedicated to the development of clean technologies. Our **SKYACTIV Technology** range includes engines, transmissions, chassis and body designs, which deliver fuel-efficient and economical driving. Our engines deliver the perfect combination of performance and improved driving economy by being lighter and more fuel-efficient than many of our competitors.


Looking for more information?


Learn more about our dedication to delivering a unique customer experience online at:

Corporate, Brand and Product

 www.mazda.ie

 facebook.com/mazdaireland

 twitter.com/mazda_ireland

 youtube.com/MazdaIreland



Facebook, Twitter, iPod®, Stitcher™, aha™, Bose®, Twiddler®, Centerpoint®, Nd®, Surround-Stage® and AudioPilot® are registered trademarks in the U.S. and other countries. Used with permission.
Internet: www.mazda.ie July 2017 IE-EN / C2

Mazda Motor Europe reserves the right to introduce changes in specification and equipment due to its ongoing product development. Colour and trim samples shown in this brochure may vary from the actual colours because of the limitations of the printing process. It is recommended that you consult your Mazda dealer when referring to these. The Bluetooth® word mark and logos are owned by the Bluetooth SIG, Inc. and any use of such marks by Mazda Motor Company is under licence. Other trademarks and trade names are those of their respective owners.

