



MAZDA CX-5

zoom-zoom

We explore cities and winding country roads.

Corners hugged and throttles revved.

Windows down, radio loud, no particular place to go.

Always forward, defying the wind.

I am the embodiment of Jinba Ittai.

You, the heart behind the wheel.

We were always meant to connect,

like a horse and rider,

car and driver as one.

Together, we are stronger.

We have a bond that words alone cannot describe.

We never drive alone.

We drive together.





906

AWAKEN THE DRIVER IN YOU

When you drive a Mazda you never drive alone. The feeling of togetherness, which we call Jinba Ittai, runs deep in the Mazda CX-5. It features next-level, human-centric design, superior craftsmanship, and innovative SKYACTIV Technology that improves responsiveness, heightens driving pleasure and builds an enduring relationship between car and driver. It's the Mazda way.





D E S I G N

G R A B T H E W H E E L

Mazda's acclaimed KODO Soul of Motion design projects great beauty, sophistication and strength in the CX-5. Our designers combined these qualities to add refined toughness to the bold, premium-looking exterior. They created an elegant form that conveys a sense of agile acceleration and speed. The mature design of the exterior cocoons a human-centric cabin made for the pleasure of driver and passengers alike, as is reflected by the fine fit and finish of materials used.

The craft of TAKUMI-NURI, Mazda's high-quality painting technology enables an exceptional texture and gives the impression of a hand-painted concept car - "Takumi" stands for craftsmen. It enables the exceptional vividness and depth achieved in the signature Soul Red Crystal and Machine Grey colour options. Inside and out, the car's design draws car and driver closer together than any previous CX-5.





A TRUE DRIVING EXPERIENCE

The Mazda CX-5 offers drivers a unique, stylish and spirited performance experience. A bold exterior shape that evolved from an expression of rhythm to one of pure speed is complemented with human-centric interior design. All major controls and meters in the cockpit wrap snugly around the driver in perfect symmetry adding to the exhilarating tension between interior and exterior that makes the CX-5 a delight to drive. Inside and out, the car is built to unite car and driver as one.



LED HEADLIGHTS AND LED DAYTIME
RUNNING LIGHTS (FROM EXECUTIVE SE)



19" ALLOY WHEELS (PART OF EXECUTIVE SE
165PS OPTION PACK OR STANDARD ON PLATINUM)



LED REAR LIGHTS (FROM EXECUTIVE SE)



PREMIUM STONE LEATHER SEATS (SEE INTERIOR SPECIFICATIONS TABLE FOR GRADE DETAILS)



CLEAR POSITIONING OF INSTRUMENT PANEL



EXCLUSIVE BOSE® SPEAKER DESIGNED FOR MAZDA CX-5
(PLATINUM GRADE)



KODO DESIGN DELIVERS A POWERFUL FEELING OF
SOPHISTICATION AND STRENGTH

TECHNOLOGY



B E I N C H A R G E

Get connected anytime, anywhere. The Mazda CX-5 connects with you, with the road and the world around you with the evolved Multimedia Commander. Just connect your compatible mobile device and enjoy thousands of internet radio stations from around the globe, including high-quality digital audio broadcasts (DAB)*.

Moreover, the 7-inch centre colour display is located on the dashboard enhancing visibility, leaving you to concentrate on enjoying the drive.

*With compatible mobile device. Data usage and costs will vary. For further information please refer to the interior specification table.



ACTIVE DRIVING DISPLAY ON WINDSCREEN (PLATINUM GRADE)

The Active Driving Display enhances safety by projecting vehicle status information on the windscreen above the steering wheel.



POWER LIFTGATE (PLATINUM GRADE)

For automatic opening/closing of trunk. You can open the trunk remotely using a button inside the car, or with a button on your key. The trunk includes sensors that ensure the liftgate stops moving in event of obstruction as well as a button to open the trunk just by a fingertip.



HIGH QUALITY INTERIOR (STONE LEATHER OPTION ON PLATINUM GRADE)

The refined toughness theme continues in the cabin with a harmony between tension and relaxation combining SUV sturdiness and flawless finishing quality.



7" DISPLAY

This screen puts entertainment at your fingertips, displays a range of useful information, allows you to switch between applications and has optical bonding technology to reduce reflection and enhance readability (navigation is an optional extra).

SKYACTIV TECHNOLOGY


The purpose of Mazda's SKYACTIV Technology is to realise the most natural, intuitive interaction possible between car and driver by optimising performance - and this is achieved with key technologies in our SKYACTIV range. From our renowned SKYACTIV Engines to G-Vectoring which is the world's first control system that varies engine torque in response to steering input. I-ACTIV AWD (All Wheel Drive) uses 27 individual sensors to provide optimal torque distribution and vehicle control whenever needed. All contribute to a more spirited performance, improved handling and greater ride comfort.




SKYACTIV BODY AND CHASSIS Improved lightweight chassis and body for greater ride comfort and security.



NEW BENCHMARKS FOR PERFORMANCE



MORE POWER TO YOUR WHEELS



PRECISE AND COMFORTABLE HANDLING



WHEN BODY MEETS SOUL

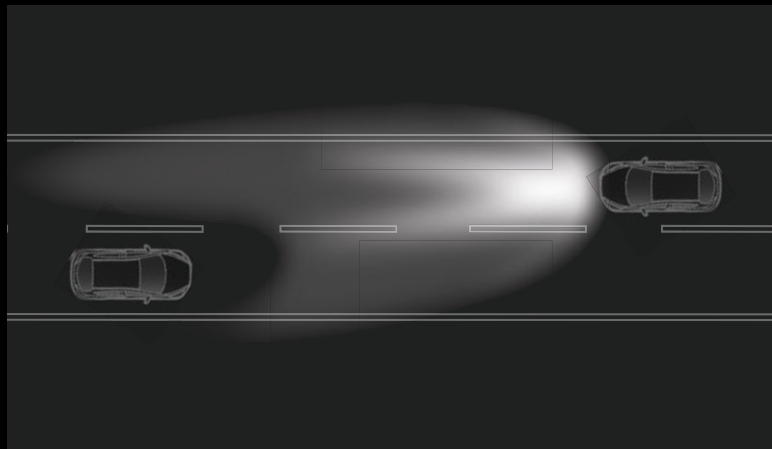


IT'S ALL ABOUT THE DRIVER

The Mazda CX-5 contains an array of intelligent safety technologies that are designed to help you connect with your car and enjoy the drive. This is thanks to the i-ACTIVSENSE technologies, an outstanding collection of safety features that use sensors and cameras to monitor your surroundings and provide protection and convenience. The result is a more human-centric, controllable and predictable driving experience that maximises the range of conditions where driver can drive safely with complete peace of mind and enjoy intuitive, effortless interaction with the car.

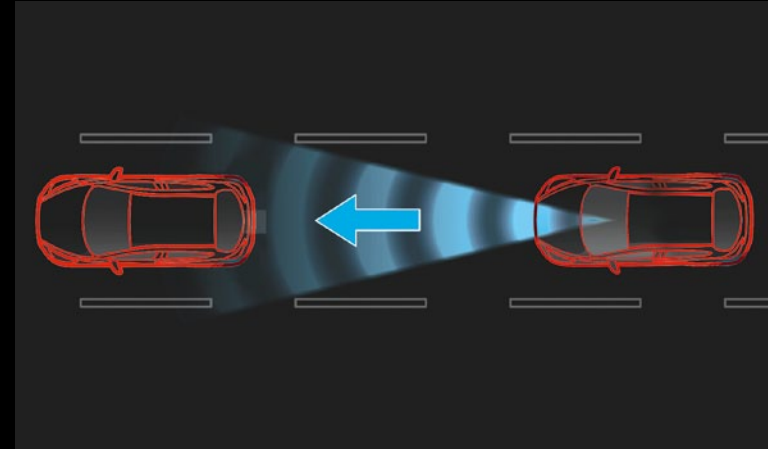
A D V A N C E D S A F E T Y T E C H N O L O G Y

Engineered from the ground up to provide comprehensive all-round protection for you and your passengers, the active and passive safety systems in Mazda CX-5 work together to warn you of impending dangers, meaning less chance of a collision. Combined with the rigid body, each technology of the i-ACTIVSENSE system safety technology ensures you remain safe, without reducing comfort or the harmonious relationship between car and driver.



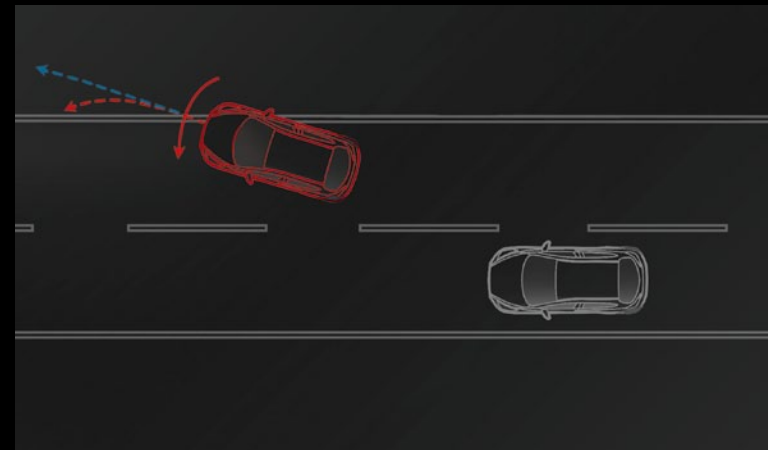
ADAPTIVE LED HEADLIGHTS*

Increase visibility when driving at night with Adaptive LED Headlights. The LED array in the headlights of the CX-5 is split into 12 blocks while a monocular unit is adopted for both high and low beams. This new way to control illumination supports more timely awareness of pedestrians.



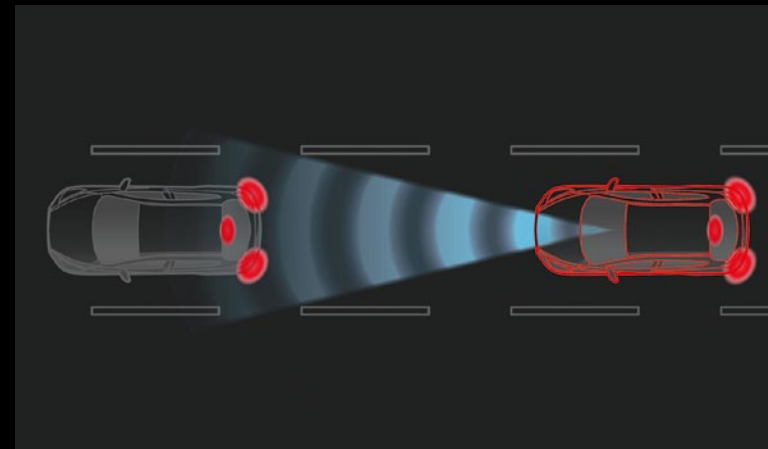
MAZDA RADAR CRUISE CONTROL STOP & GO FUNCTION*

Mazda Radar Cruise Control (MRCC) uses a millimeter wave radar to judge the relative speed and distance to the car ahead and automatically controls vehicle speed to maintain a safe following distance from the car in front, thus relieving some of the burden of the driver on long drives and on motorways.



LANE KEEP ASSIST SYSTEM*

Designed for a safer driving experience by providing appropriate steering assistance, Mazda's Lane-Keep Assist System uses a windshield-mounted camera to recognise lane-markings on the road. It activates at speeds above 60 km/h and it allows the driver to choose between Lane-Trace, which provides steering assistance and Lane Departure Avoidance, which only comes into play if the vehicle begins to leave its lane.



ADVANCED SMART CITY BRAKE SUPPORT (FROM EXECUTIVE GRADE)

Mazda's Smart City Brake Support (SCBS) is designed to help minimise the risk of collisions at speeds up to approximately 80 km/h, a laser sensor detects potential collisions by monitoring the gap and closing speed of the vehicle in front as well as other detectable objects and primes your brakes to stop faster if a collision is likely.

* Available as part of an option pack for Platinum 2.2 SKYACTIV-D AWD 175ps



C H O I C E S

EXECUTIVE SE *MAZDA CX-5*

STANDARD FEATURES:

- 17" alloy wheels
- LED headlights
- LED daytime running lights
- Signature LED rear lights
- LED fog lights
- Automatic folding heated door mirrors
- Privacy glass
- Rear center armrest
- Lumbar support driver manual
- Karakuri folding rear seats
- Steering wheel mounted Bluetooth® and audio controls
- CD and MP3 player, 4 USB connections (2 front, 2 rear)
- DAB radio
- 7" colour display with multimedia commander
- Auto dimming mirror
- Dual automatic air conditioning
- Rear air vent louver
- Rain sensing wipers
- Dusk sensing headlights
- Adaptive Front Lighting System
- Parking sensors front and rear
- Cruise control with adjustable speed limiter
- Hill hold assist
- Smart City Brake Support (front)
- Electric parking brake
- Driver and passenger manual seat height adjustment
- Leather steering wheel and gear knob
- Coming home/leaving home lights

LEATHER OPTION PACK FOR 2.0 SKYACTIV PETROL 165PS 6MT:

- Black leather seats
- Driver 4 function power seat with position memory and power lumbar support
- Passenger power seat and power height adjust
- Heated front seats
- 19" alloy wheels
- Steering wheel heater


OPTION:

- Integrated satellite navigation



LED HEADLIGHTS

Striking LED headlights enhance the stylish looks as well as significantly improving visibility.




ADAPTIVE FRONT LIGHTING SYSTEM

Increase visibility when driving at night with Adaptive Front Lighting System. The system adjusts the LED headlights of the CX-5 when cornering to illuminate more of the road ahead, which could increase your ability to react to any potential obstacles.



AUTOMATIC AIR CONDITIONING

The driver friendly climate system is designed so you can instantly set it just the way you like it.



7" COLOUR DISPLAY

This screen puts entertainment at your fingertips and allows you to effortlessly switch between applications.

PLATINUM *MAZDA CX-5*

IN ADDITION TO EXECUTIVE SE GRADE
PLATINUM ADDS:

- 19" alloy wheels
- Power liftgate
- Black leather seats
- Driver power seat, lumbar support with seat and active driving display position memory
- Passenger power seat with power height adjust
- Steering wheel heater
- Meter display with TFT-LCD
- 10 BOSE® speakers
- Smart keyless entry
- Heated front seats
- Wiper de-icer
- Rear view camera
- Active driving display window projection
- Sunroof (only on 175ps automatic)

SAFETY AND CRUISE OPTION PACK FOR
2.2 SKYACTIV-D 175PS AUTO:

- Advanced blind spot monitoring with rear cross traffic alert
- Smart city brake support reverse
- Driver alert system
- Adaptive LED headlights
- Lane keep assist system
- Mazda radar cruise control
- Smart brake support

OPTIONS:

- Stone leather seats
- Integrated satellite navigation with traffic sign recognition




POWER LIFTGATE

Increases comfort and convenience by enabling driver to open and close trunk at the press of a button.



ACTIVE DRIVING DISPLAY ON WINDSCREEN

The Active Driving Display enhances safety by projecting vehicle status information on the windscreen above the steering wheel.



STONE LEATHER SEATS (OPTIONAL)

Add an extra touch of distinctive beauty, sophistication and style to the interior.



BOSE® SPEAKER

Gives rich surround sound to keep you entertained on all of your journeys.

A C C E S S O R I E S



FRONT UNDER GARNISH



SIDE AIRDAM SKIRT



REAR UNDER SKIRT



BLACK MIRROR CAPS



SILVER MIRROR CAPS



FRONT UNDER SKIRT



ILLUMINATED SCUFF PLATES

A C C E S S O R I E S



INTERIOR LIGHTING KIT



MUD FLAPS FRONT



ROOF RAILS



REAR UNDER GARNISH



WELCOME ILLUMINATION



CROSS BARS FOR ROOF RAILS

SPECIFICATIONS

Model Availability		2.0 SKYACTIV-G 2WD (165PS) Manual	2.2 SKYACTIV-D 2WD (150PS) Manual	2.2 SKYACTIV-D 2WD (150PS) Automatic	2.2 SKYACTIV-D AWD (150PS) Manual	2.2 SKYACTIV-D AWD (175PS) Automatic
Transmission:	Grade	6-speed manual	6-speed manual	6-speed automatic	6-speed manual	6-speed automatic
Wagon	Executive	●	●	–	–	–
	Executive SE	●	●	●	●	–
	Platinum	●	●	–	–	●

● = Available; – = Not Available.

Engine Type						
Displacement (cc)		1,998	2,191	2,191	2,191	2,191
Bore x stroke (mm)		83.5 x 91.2	86.0 x 94.3	86.0 x 94.3	86.0 x 94.3	86.0 x 94.3
Valves per cylinder		4	4	4	4	4
Maximum output [kW / rpm]		121/6,000	110/4,500	110/4,500	110/4,500	129/4,500
Maximum torque (Nm / rpm)		210/4,000	380/1,800-2,600	380/1,800-2,600	380/1,800-2,600	420/2,000
Compression ratio		14.0:1	14.0:1	14.0:1	14.0:1	14.0:1
Recommended fuel		Unleaded 95RON	Diesel	Diesel	Diesel	Diesel
Steering		Electronic Power Assist Rack-and-pinion				
Minimum turning circle (wall-to-wall) (m)		12	12	12	12	12

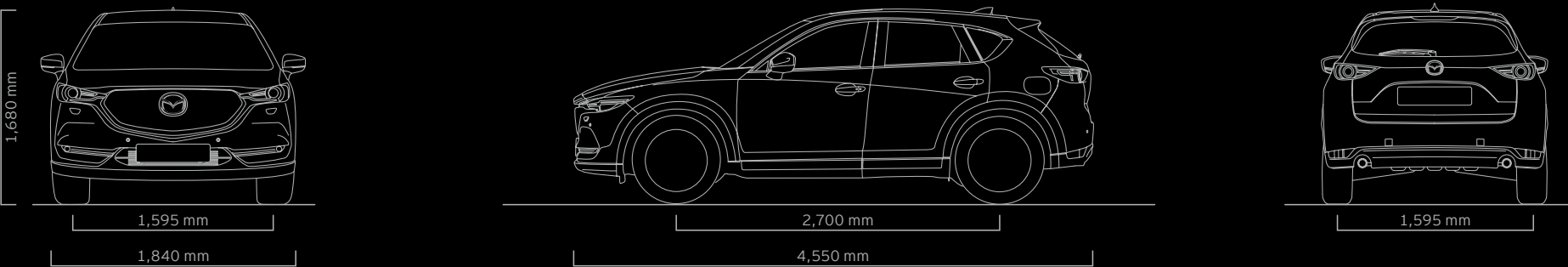
Transmission						
Gear ratios:	1 st	3.700	3.357	3.487	3.357	3.487
	2 nd	1.947	1.826	1.992	1.826	1.992
	3 rd	1.300	1.565	1.449	1.565	1.449
	4 th	1.029	1.147	1.000	1.147	1.000
	5 th	0.837	0.893	0.707	0.893	0.707
	6 th	0.680	0.745	0.600	0.745	0.600
	Reverse	3.724	4.091	3.990	4.091	3.990
Final gear ratio		4.388	1 st -2 nd 4.105 3 rd -6 th 3.120	4.090	1 st -2 nd 4.388 3 rd -6 th 3.291	4.090

Performance and Economy						
Acceleration (0-100km/h in sec)		10.4	9.4	10.1	9.6	9.5
Top speed (km/h)		201	204	200	199	206
Fuel consumption ¹⁾ (l/100km):	Urban	7.9	5.9	6.7	6.3	6.7
	Extra Urban	5.6	4.6	5.0	4.9	5.3
	Combined	6.4	5.0	5.6	5.4	5.8
CO ₂ emissions ¹⁾ (g/km)		149	132	147	142	152
EC emission level		EC Stage VI	EC Stage VI	EC Stage VI	EC Stage VI	EC Stage VI
Fuel tank capacity (litres)		56	56	56	58	58

¹⁾ Fuel consumption and CO₂ emissions values according to 1999/100/EC.

Dimensions and Weights		2.0 SKYACTIV-G 2WD (165PS) Manual	2.2 SKYACTIV-D 2WD (150PS) Manual	2.2 SKYACTIV-D 2WD (150PS) Automatic	2.2 SKYACTIV-D AWD (150PS) Manual	2.2 SKYACTIV-D AWD (175PS) Automatic
Overall length / width / height (mm)		4,550/1,840/17 ¹⁾ :1,675 19 ¹⁾ :1,680	4,550/1,840/17 ¹⁾ :1,675 19 ¹⁾ :1,680	4,550/1,840/17 ¹⁾ :1,675 19 ¹⁾ :1,680	4,550/1,840/17 ¹⁾ :1,675 19 ¹⁾ :1,680	4,550/1,840/17 ¹⁾ :1,675 19 ¹⁾ :1,680
Ground clearance (mm) between the axles - unladen with driver		17 ¹⁾ :192 19 ¹⁾ :200	17 ¹⁾ :192 19 ¹⁾ :200	17 ¹⁾ :192 19 ¹⁾ :200	17 ¹⁾ :192 19 ¹⁾ :200	17 ¹⁾ :192 19 ¹⁾ :200
Track (mm)	Front	1,595	1,595	1,595	1,595	1,595
	Rear	1,595	1,595	1,596	1,596	1,596
Wheelbase (mm)		2,700	2,700	2,700	2,700	2,700
Front headroom / leg room / shoulder room (mm)		1,007.3 ⁽²⁾ /1,041/1,451	1,007.3 ⁽²⁾ /1,041/1,451	1,007.3 ⁽²⁾ /1,041/1,451	1,007.3 ⁽²⁾ /1041/1451	999 ⁽²⁾ /1,041/1,451
Rear headroom / leg room / shoulder room (mm)		991/1,007/1,391	991/1,007/1,391	991/1,007/1,391	991/1,007/1,391	991/1,007/1,391
Cargo volume, acc. to VDA (l):	5-seat mode (to belt line)	506	506	506	506	506
	2-seat mode	919	919	919	919	919
Kerb weight (kg) incl. driver (75 kg) (min)		1,435	1,535	1,555	1,595	1,610
Permitted gross vehicle weight (kg):	Total	2,020	2,110	2,120	2,143	2,143
	Front	1,015	1,120	1,130	1,129	1,138
	Rear	1,005	990	990	1,014	1,005
Permitted axle load (kg)	Front	1,035	1,140	1,150	1,165	1,180
	Rear	1,085	1,070	1,070	1,110	1,110
Towing limit (kg):	Unbraked	715	750	750	750	750
	Braked (8% gradient)	1,900	2,000	2,000	2,100	2,100
	Braked (12% gradient)	1,800	2,000	2,000	2,000	2,100
Maximum roof load (kg)		Roof Rail:75kg Roof Carrier:50kg	Roof Rail:75kg Roof Carrier:50kg	Roof Rail:75kg Roof Carrier:50kg	Roof Rail:75kg Roof Carrier:50kg	Roof Rail:75kg Roof Carrier:50kg

⁽¹⁾ With sunroof ⁽²⁾ Without Sunroof



SPECIFICATIONS

Safety and Security		Executive	Executive SE	Platinum
Blind Spot Monitoring (BSM) & Rear Cross Traffic Alert (RCTA)		–	–	□ [†]
Smart City Brake Support (SCBS) (Front only)		●	●	●
Smart City Brake Support (SCBS) (Rear)		–	–	□ [†]
Smart Brake Support (SBS)		–	–	□ [‡]
Dynamic Stability Control (DSC) with Traction Control System (TCS)		●	●	●
Hill Launch Assist		●	●	●
Tyre Pressure Monitoring System (TPMS)		●	●	●
Lane-Keep Assist System (LAS)		–	–	□ [†]
Traffic Sign Recognition		–	–	○
DAA (Driver Alert System)		–	–	□ [†]
LED headlights		●	●	●
Adaptive Front Lighting System (AFLS)		–	●	●
Adaptive LED headlights (ALH)		–	–	□ [†]
Dual front airbags		●	●	●
Front side airbags		●	●	●
Front and rear curtain airbags		●	●	●
Passenger airbag cut-off switch		●	●	●
Seatbelt reminder (driver, passenger and rear seat), audible warning		●	●	●
Seatbelts:	Front, 3-point (ELR) x 2 with pre-tensioners	●	●	●
	Rear, 3-point (ELR)	●	●	●
ISOFIX child seat anchorage; attached to outer rear seats		●	●	●
Baby and child seats:	Baby Safe Plus (up to 13 kg)	○A	○A	○A
	ISOFIX Duo Plus (9-18 kg)	○A	○A	○A
	Kid Plus (15-36 kg)	○A	○A	○A
Burglar alarm & immobiliser system		●	●	●

● = Standard; ○ = Option at extra cost; – = Not available; □ = Part of an optional package available at extra cost; ○A = Optional accessory at extra cost;
[†] Optional pack only available for 2.2 SKYACTIV-D 175ps Auto [‡] Optional pack only available for 2.2 SKYACTIV-D 175ps Auto with Black Leather with safety pack.

Comfort and Convenience		Executive	Executive SE	Platinum
Remote keyless entry system:	With two key fobs	●	●	–
Smart keyless entry system		–	–	●
Push Engine Start Button		●	●	●
Power steering:		●	●	●
Cruise control:	Steering wheel-operated	●	●	●
Mazda Radar Guided Cruise Control (MRCC)		–	–	□ [†]
Power windows:	Front and rear, with one-touch auto down and up	●	●	●
Air conditioning:	Manual	●	–	–
Front and rear floor mats:	Dual Zone Automatic	–	●	●
	Rubber floor mat	○A	○A	○A
	Carpet floor mat, 'Standard', black	○A	○A	○A
	Carpet floor mat, 'Luxury', black	○A	○A	○A
		○A	○A	○A
Rear bumper step foil		○A	○A	○A
Electronic Parking Brake with autohold function		●	●	●
Sun visors:	Driver covered vanity mirror and ticket holder / passenger vanity mirror	●	–	–
	Driver and passenger covered vanity mirror and illumination with driver ticket holder	–	●	●
Auto dimming inner mirror		–	●	●
Rear View Camera		–	–	●
Rear Air Vent Louver		–	●	●
Seat Heater front		–	□ [‡]	●
Steering Wheel Heater		–	□ [‡]	●
Coming/Leaving home lights		●	●	●
Rear seats:	Centre armrest with two cupholders	–	●	●
	Rear seat recline	●	●	●
Steering wheel:	Smooth leather-wrapped (side bezel chrome) tilt and height adjustment	●	●	●
Shift knob:	Leather-wrapped with silver-finish	●	●	●
Tyre repair kit		●	●	●
Baby care mirror		○A	○A	○A
Garment hanger		○A	○A	○A

● = Standard; ○ = Option at extra cost; – = Not available; □ = Part of an optional package available at extra cost; ○A = Optional accessory at extra cost.
[†] Optional pack only available for 2.2 SKYACTIV-D 175ps Auto with Black Leather and Safety pack [‡] Optional pack only available for 2.0 SKYACTIV-G 165ps Manual

SPECIFICATIONS

Interior Features		Executive	Executive SE	Platinum
Seats and integral head restraint:	Driver's, slide reclining and height adjustment	●	●	●
	Driver's, power reclining and height adjustment with memory function	–	□ ⁽²⁾	●
	Driver's, lumbar adjustment	–	●	–
	Driver's, power lumbar adjustment	–	□ ⁽²⁾	●
	Driver's and passenger's power tilt / slide adjustment	–	□ ⁽²⁾	●
Rear seats:	60/40 manual fold down	●	–	–
	40/20/40 one touch remote fold down with karakuri folding rear seats	–	●	●
Seat Material	Black Cloth	●	●	–
	Black Leather	–	□ ⁽²⁾	●
	Stone Leather	–	–	○ ⁽⁴⁾
Grab handles:	Front passenger's and two rear with coat hooks	●	●	●
Audio systems:	AM/FM radio, six speakers with colour 7" TFT touch screen, 2 USB front, Bluetooth® (phone/audio) ⁽³⁾	●	–	–
	DAB radio / single CD / MP3, six speakers with colour 7" TFT touch screen, 2 USB front + 2 USB rear, Bluetooth® (phone/audio) ⁽³⁾	–	●	–
	DAB radio and premium Bose® Centerpoint® surround sound system (includes ten speakers, an energy efficient digital amplifier and Centerpoint® surround sound technology), 2 USB front + 2 USB rear, Bluetooth® (phone/audio) ⁽³⁾	–	–	●
	Internet radio integration (Aha app and Stitcher) ⁽³⁾	●	●	●
	Audio Transfer from a compatible device ⁽³⁾	–	●	●
	Multimedia Commander & 7" colour display	●	●	●
	Steering wheel-mounted remote audio controls & Bluetooth® controls ⁽³⁾	●	●	●
	AUX jack and 12V power outlet	●	●	●
	Integrated Satellite Navigation ⁽³⁾	○	○	○
	Bluetooth® Hands-Free Phone and Voice Control System with Steering Wheel Controls ⁽³⁾	●	●	●
Meter set:	Multi-Information Display (MID) including trip computer, tachometer, fuel and water gauge, rev meter	●	●	●
Storage spaces:	Glove box (without illumination)	●	–	–
	Glove box (with illumination)	–	●	●
	Seatback pocket (driver and passenger side)	●	●	●
	Door pockets	●	●	●
	Centre console, front	●	●	●
	Box, between driver and passenger seat	●	●	●
Active Driving Display Windscreen Projection		–	–	●
Dome interior courtesy light, with integral spotlight		●	●	●
Luggage compartment:	Light and power outlet	●	●	●
	Karakuri tonneau cover	●	●	●
	Boot liner	○A	○A	○A
	Boot mat with rear bumper protector	○A	○A	○A
	Boot storage system	○A	○A	○A
	Dog guard	○A	○A	○A

● = Standard; ○ = Option at extra cost; – = Not available; □ = Part of an optional package available at extra cost; ○A = Optional accessory at extra cost.
Bose® and the Bose logo are registered trademarks of Bose Corporation in the US and other countries. Used with permission. The Bluetooth® word mark and logos are owned by the Bluetooth SIG, Inc. and any use of such marks by Mazda Motor Company is under licence. Other trademarks and trade names are those of their respective owners.
⁽¹⁾ Optional pack only available for 2.2 SKYACTIV-D 175ps Auto
⁽²⁾ Optional pack only available for 2.0 SKYACTIV-G 165ps Manual
⁽³⁾The following two footnotes refer to mobile and audio device compatibility. Please ensure that your device is compatible with the functions of the Mazda CX-5. Requires compatible Apple or Android device. A-ha / Stitcher apps need to be downloaded to mobile device and app registration completed before connection. Data usage and costs will vary, please contact your network provider for more information. Data usage relies on a valid data signal being available. These functions may not operate in areas of low signal strength. Satellite Navigation Connected Services are a subscription service.
⁽⁴⁾ Not available on 2.2 SKYACTIV-D 175ps with Safety and Cruise pack

Exterior		Executive	Executive SE	Platinum
Tyres and wheels:	17" Alloy	●	●	–
	19" Alloy Gun Metallic - machined surface	–	□ ⁽²⁾	●
Metallic / Mica paint		○	○	○
Bumpers, front and rear:	Body colour	●	●	●
Underbody garnish:	Front and rear	○A	○A	○A
Rear roof spoiler:	Body colour	●	●	●
Door handles:	Body colour	●	●	●
Radiator Grille	Painted	–	●	●
Mudflaps:	Front	○A	○A	○A
	Rear	○A	○A	○A
Privacy glass for rear windows		–	●	●
Wipers:	Front, adjustable speed with intermittent wipe and electric wash	●	–	–
	Front, automatic with rain sensor (tied to automatic headlights)	–	●	●
	Rear, adjustable speed with intermittent wipe	●	●	●
	Wiper Deicer	–	–	●
Rear Lamp	Bulb	●	–	–
	LED Signature Rear Combi Lamps	–	●	●
Headlights:	LED with automatic headlight levelling	●	●	●
	Adaptive Front Lighting System (AFLS)	–	●	●
	Daytime Running Lamp (Halogen)	●	–	–
	LED daytime running lights	–	●	●
Light sensor (tied to rain sensor)		–	●	●
Front fog lights (LED)		–	●	●
Rear fog lights		●	●	●
B pillar garnish	Black	●	●	–
	Piano Black	–	–	●
Parking sensors:	Front and rear	–	●	●
Shark fin antenna		●	●	●
Door mirrors:	Power Operated, Heated Door Mirrors	●	–	–
	Power Operated, Auto Power Folding, Heated, Door Mirrors	–	●	●
Rear bumper step protector:	Stainless steel	○A	○A	○A
Sunroof	Electrically-operated	–	–	○ ⁽³⁾
Powerlift gate		–	–	●
Roof carrier system:	Attachment for skis / snowboards / bicycles	○A	○A	○A
	Roof rack	○A	○A	○A
	Roof box, small / roof box, big	○A	○A	○A
Tow bar:	Detachable	○A	○A	○A
	Tow bar harness (available in 7-pin and 13-pin)	○A	○A	○A
Double Exhaust System		●	●	●

● = Standard; ○ = Option at extra cost; – = Not available; □ = Part of an optional package available at extra cost; ○A = Optional accessory at extra cost.
⁽¹⁾ Optional pack only available for 2.2 SKYACTIV-D 175ps Auto
⁽²⁾ Optional pack only available for 2.0 SKYACTIV-G 165ps Manual
⁽³⁾ Only Standard for 2.2 SKYACTIV-D 175ps Auto

T R I M S



EXECUTIVE / EXECUTIVE SE
BLACK CLOTH



STONE LEATHER*
(option on Platinum)



BLACK LEATHER
(standard on Platinum and an
option on 165ps Executive SE)

W H E E L S



17" ALLOY WHEEL



19" ALLOY WHEEL


C O L O U R S




Arctic White



Snowflake White Pearl*



Sonic Silver*



Eternal Blue*




Deep Crystal Blue Mica*



Machine Grey Metallic*



Jet Black Mica*



Soul Red Crystal*

Feature	Exterior colour								
	Artic White (A4D)	Snowflake White Pearl* (25D)	Sonic Silver* (45P)	Eternal Blue* (45B)	Deep Crystal Blue* (42M)	Machine Grey* (46G)	Jet Black* (41W)	Soul Red Crystal* (46V)	Titanium Flash* (42S)
Executive	●	○	○	○	○	○	○	○	○
Executive SE	●	○	○	○	○	○	○	○	○
Platinum	●	○	○	○	○	○	○	○	○

● = Available; ○ Option at extra cost; – = Not Available, *= Available at extra cost

* Not available with safety and cruise option pack on 175ps Platinum

O U R C O M M I T M E N T T O Y O U A N D Y O U R M A Z D A

MY MAZDA APP

Download the My Mazda app. Designed exclusively for Mazda owners, it lets you access important vehicle information, as well as being able to locate your nearest Mazda dealer and track your vehicle service history.

SERVICE AND WARRANTIES

Just like the cars themselves, the services we offer are designed to provide you with a first-class ownership experience. Every new vehicle is covered by a **3-year warranty** for up to 100,000 km. Other available warranties for new vehicles include the Mazda **3-year paintwork warranty** and a **12-year warranty** against corrosion. Mazda Europe Service offers cover in the event you require breakdown assistance, or if your vehicle is stolen or involved in an accident. And as part of our **Mazda Service Promise**, we train all technicians in the fitting of high-quality parts, all of which come with a full Mazda warranty.

FINANCE

Mazda Finance offers a variety of finance packages to suit the needs of both private and business customers. With our wide choice of plans, nobody is more committed to delivering complete motoring confidence than Mazda and Mazda Finance.

WHAT YOU CAN EXPECT FROM MAZDA FINANCIAL SERVICES:

- Face-to-face service from trained, plain-talking people at your local Mazda Dealer
- Assistance in renewing your car. We'll help you choose the right finance package to enable you to renew your Mazda car as often as you would ideally like
- Fixed Interest Rates. The interest rate on your loan is fixed for the duration of your agreement
- Flexible terms tailored to your motoring needs. As specialists in Mazda vehicles we aim to tailor a finance package to both your budget and to your motoring / ownership needs
- A Personal Contract Plan (PCP) which is individually tailored to give you flexible finance options

Please ask your sales executive for a tailor-made finance quote for your new car.

Finance is provided by BMW Financial Services (Ireland) Ltd trading as Alphera Financial Services, Swift Square, Santry, Demesne, Dublin 9. BMW Financial Services (Ireland) Ltd trading as Alphera Financial Services is regulated by the Central Bank of Ireland.

CUSTOMER EXPERIENCE

Start your journey with Mazda using the **Configurator** on the Mazda website. It lets you customise a digital vehicle, letting you choose from a selection of body colours, seat trims and engine designs. Discover the benefits of becoming part of the community that defies convention with **My Mazda** - the online home for all Mazda owners. The service lets you view and update your personal information using the **Mazda Digital Service Record (DSR)**, which provides security against counterfeit service documents and guarantees a secure, accurate and permanent service history for the life of the vehicle. You can also explore Facebook, Twitter and YouTube for even more Mazda related material. Whatever journey you take with Mazda, we'll make sure it's a unique and gratifying experience.





SKYACTIV TECHNOLOGY - HELPING YOU STAY EFFICIENT

Although we develop exciting cars that are fun to drive, we are equally committed to the environment and to the creation of a sustainable future for all. Our ongoing sustainability programmes are dedicated to the development of clean technologies. Our **SKYACTIV-Technology** range includes engines, transmissions, chassis and body designs, which deliver fuel-efficient and economical driving. Our engines deliver the perfect combination of performance and improved driving economy by being lighter and more fuel-efficient than many of our competitors.

Looking for more information?

Learn more about our dedication to delivering a unique customer experience online at:

Corporate, Brand and Product

-  www.mazda.ie
-  facebook.com/mazdaireland
-  twitter.com/mazda_ireland
-  youtube.com/MazdaIreland



Facebook, Twitter, iPod®, Stitcher™, aha™, Bose®, Twiddler®, Centerpoint®, Nd®, Surround-Stage® and AudioPilot® are registered trademarks in the U.S. and other countries. Used with permission.
Internet: www.mazda.ie August 2017 IE-EN / C6A / R-2017

Mazda Motor Europe reserves the right to introduce changes in specification and equipment due to its ongoing product development. Colour and trim samples shown in this brochure may vary from the actual colours because of the limitations of the printing process. It is recommended that you consult your Mazda dealer when referring to these. The Bluetooth® word mark and logos are owned by the Bluetooth SIG, Inc. and any use of such marks by Mazda Motor Company is under licence. Other trademarks and trade names are those of their respective owners.

